

For Air

Nut Cupla Nut Cupla 200

For connection to urethane hose

Working pressure



1.5 MPa
(15 kgf/cm²)

Valve structure



One-way shut-off

Applicable fluid



Air

Nut Cupla

Nut Cupla 200


Nut Cupla 200 with Hose Guard Nut



No hose clamp required!
Simple and secure connection to urethane hose.
Fitted with hose guard nut to prevent possible kinking.

- Nut types are available in Hi Cupla Series and Hi Cupla 200 Series. Hose guard nut type available to prevent hose kinking.
- Will not catch or snag on anything unlike conventional hose clamps with screw whilst moving around the work area.
- To mount on hose, simply slide it over the nipple and tighten the nut.
- The design to tighten outside of hose reduces hose slip away or fluid leaks.

Application example



Blow guns

Specifications

Body material	Steel (Chrome-plated)			
Size	For ø5 mm × ø8 mm • ø8 mm × ø12 mm hose For ø6 mm × ø9 mm • ø8.5 mm × ø12.5 mm hose For ø6.5 mm × ø10 mm • ø11 mm × ø16 mm hose			
Working pressure MPa (kgf/cm ²)	1.5 (15)			
Pressure resistance MPa (kgf/cm ²)	2.0 (20)			
Seal material	Seal material	Mark	Working temperature range	Remarks
Working temperature range	Nitrile rubber	NBR (SG)	-5°C~+60°C	Standard material


Tightening Torque Range

N·m (kgf·cm)

Model	SN • PN Type	65SNG • PNG Type	85SNG • PNG Type
Torque	9~11 (92~112)	5~6 (51~61)	7~8 (71~82)

Flow Direction

Fluid must run from socket to plug.



Interchangeability

Interchangeable with Hi Cupla Models 20, 30 and 40.
Interchangeable with each corresponding Hi Cupla Series models.

Min. Cross-Sectional Area

(mm²)

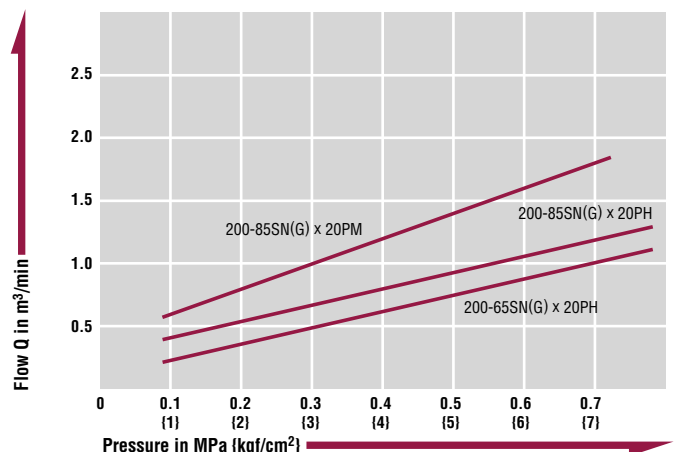
Socket	Plug	Min. Cross-Sectional Area (mm ²)								
		20PH	30PH	40PH	20PM	30PM	40PM	20PF	30PF	40PF
200-50SN		16	16	16	16	16	16	16	16	16
200-60SN		20	22	22	22	22	22	22	22	22
200-65SN		20	22	22	22	22	22	22	22	22
200-80SN		20	41	41	41	41	41	41	41	41
200-85SN		20	40	41	41	41	41	41	41	41
200-110SN		20	40	41	41	41	41	41	41	41
200-50SNG		16	16	16	16	16	16	16	16	16
200-65SNG		20	22	22	22	22	22	22	22	22
200-85SNG		20	40	41	41	41	41	41	41	41

Suitability for Vacuum

Not suitable for vacuum application in either connected or disconnected condition.

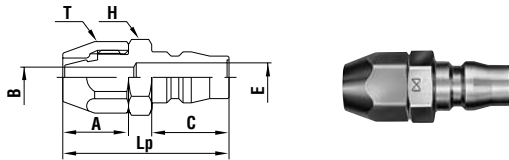
Pressure - Flow Characteristics

[Test conditions] • Fluid : Air • Temperature : Room temperature



Models and Dimensions

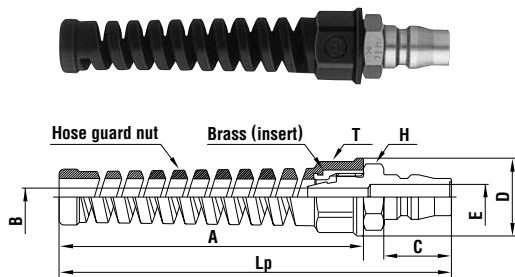
Plug PN type (For urethane hose connection)



(Old model)

Model	Application (Hose)	Mass (g)	Dimensions (mm)						
			Lp	C	A	øB	øE	H(WAF)	T(WAF)
50PN (10PAH)	ø5 mm x ø8 mm	30	43	20	17	4.5	7.5	Hex.17	Hex.17
60PN (20PAH)	ø6 mm x ø9 mm	40	43	20	17	5.3	7.5	Hex.17	Hex.17
65PN	ø6.5 mm x ø10 mm	42	43	20	17	5.3	7.5	Hex.17	Hex.17
80PN (30PAH)	ø8 mm x ø12 mm	50	45	20	19	7.5	7.5	Hex.19	Hex.19
85PN	ø8.5 mm x ø12.5 mm	52	45	20	19	7.5	7.5	Hex.19	Hex.19
110PN (40PAH)	ø11 mm x ø16 mm	75	52	20	23	7.5	7.5	Hex.23	Hex.24

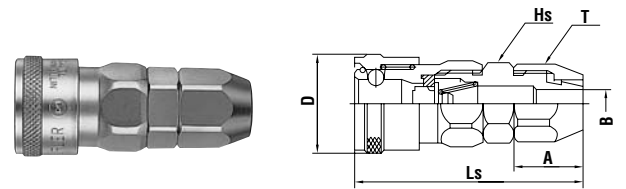
Plug PNG type (For urethane hose with hose guard nut connection)



Model	Application (Hose)	Mass (g)	Dimensions (mm)							
			Lp	C	A	øD	øB	øE	H(WAF)	T(WAF)
50PNG*	ø5 mm x ø8 mm	41	116	20	90	23	4.5	7.5	Hex.17	Hex.19
65PNG	ø6.5 mm x ø10 mm	43	116	20	90	23	5.3	7.5	Hex.17	Hex.19
85PNG	ø8.5 mm x ø12.5 mm	55	116	20	90	26	7.5	7.5	Hex.19	Hex.22

* Made-to-order item.

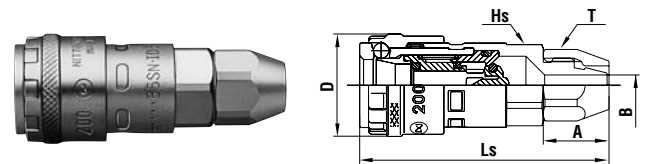
Socket SN type (For urethane hose connection)



(Old model)

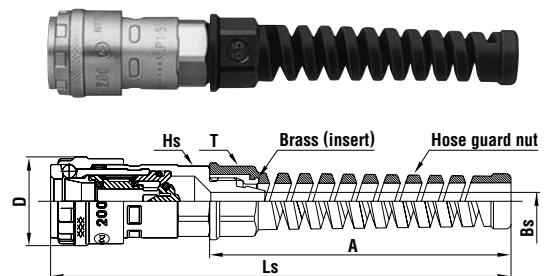
Model	Application (Hose)	Mass (g)	Dimensions (mm)					
			Ls	A	øD	øB	Hs(WAF)	T(WAF)
50SN (10SAH)	ø5 mm x ø8 mm	117	60	17	26.5	4.5	Hex.19	Hex.17
60SN (20SAH)	ø6 mm x ø9 mm	115	59.5	17	26.5	5.3	Hex.19	Hex.17
65SN	ø6.5 mm x ø10 mm	115	59.5	17	26.5	5.3	Hex.19	Hex.17
80SN (30SAH)	ø8 mm x ø12 mm	120	61.5	19	26.5	7.5	Hex.19	Hex.19
85SN	ø8.5 mm x ø12.5 mm	120	61.5	19	26.5	7.5	Hex.19	Hex.19
110SN (40SAH)	ø11 mm x ø16 mm	153	64.5	23	26.5	10	Hex.23	Hex.24

Socket SN type (For urethane hose connection)



Model	Application (Hose)	Mass (g)	Dimensions (mm)					
			Ls	A	øD	øB	Hs(WAF)	T(WAF)
200-50SN	ø5 mm x ø8 mm	105	64.5	17	26.5	4.5	Hex.19	Hex.17
200-60SN	ø6 mm x ø9 mm	105	64.5	17	26.5	5.3	Hex.19	Hex.17
200-65SN	ø6.5 mm x ø10 mm	106	64.5	17	26.5	5.3	Hex.19	Hex.17
200-80SN	ø8 mm x ø12 mm	112	66.5	19	26.5	7.5	Hex.19	Hex.19
200-85SN	ø8.5 mm x ø12.5 mm	113	66.5	19	26.5	7.5	Hex.19	Hex.19
200-110SN	ø11 mm x ø16 mm	127	62	23	26.5	10	Hex.23	Hex.24

Socket SNG type (For urethane hose with hose guard nut connection)



Model	Application (Hose)	Mass (g)	Dimensions (mm)					
			Ls	A	øD	øBs	Hs(WAF)	T(WAF)
200-50SNG*	ø5 mm x ø8 mm	105	137.5	90	26.5	4.5	Hex.19	Hex.19
200-65SNG	ø6.5 mm x ø10 mm	107	137.5	90	26.5	5.3	Hex.19	Hex.19
200-85SNG	ø8.5 mm x ø12.5 mm	116	137.5	90	26.5	7.5	Hex.19	Hex.22