

For Air

Duster Cupla

Air line coupling with air blower function

Working pressure



Valve structure



Applicable fluid




Photo shows simulated air flow.

Three functions in one: connection, air blow, hose twist release!
Dust blow without detaching the tool!

- Hi Cupla comes with compact air blow function.
- Improves job efficiency by air blow with tool still connected to hose.
- Ball bearing swivel mechanism prevents hose twist and relieves tension on operator's hand.
- Special design of air blow button switch is free from in line air pressure - no hard press down required.
- Also simple is routine water drain from air line before starting daily work .

Specifications

Body material	Body: Aluminum, Cupla: Steel (Chrome-plated)			
Size	For 1/4" • 3/8" • 1/2" hose, for ø6.5 x ø10mm • ø8.5 x ø12.5mm polyurethane hose			
Working pressure MPa (kgf/cm ²)	1.0 (10)			
Pressure resistance MPa (kgf/cm ²)	1.5 (15)			
Seal material	Seal material	Mark	Working temperature range	Remarks
Working temperature range	Nitrile rubber	NBR (SG)	-5°C~+60°C	Standard material

Tightening Torque Range

N·m (kgf·cm)

Model	65PNG Type	85PNG Type
Torque	5~6 (51~61)	7~8 (71~82)

Flow Direction

Fluid must run from socket to plug.



Interchangeability

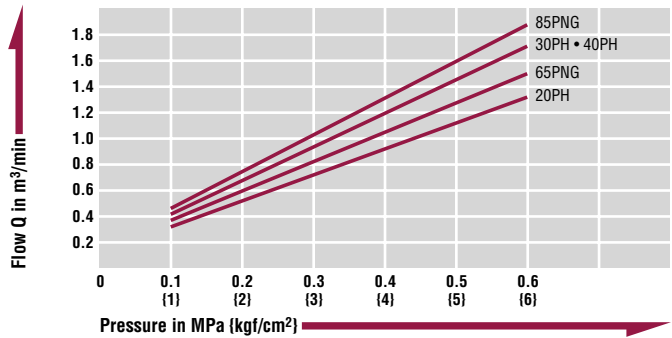
Can be connected with plugs of Hi Cupla Models 20, 30 and 40.
 Interchangeable with each corresponding Hi Cupla Series models.

Suitability for Vacuum

Not suitable for vacuum application in either connected or disconnected condition.

Pressure - Flow Characteristics

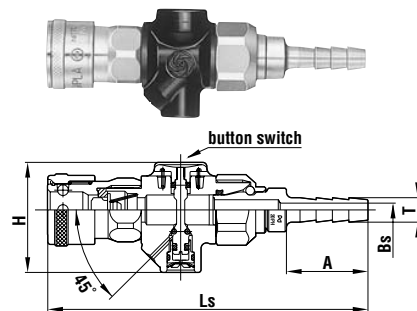
[Test conditions] • Fluid : Air • Temperature : Room temperature



Models and Dimensions

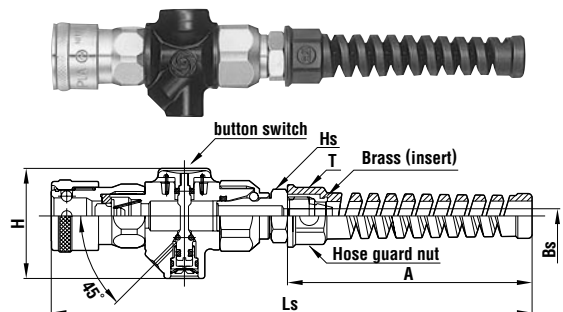
WAF : WAF stands for width across flats.

Socket PH type (Hose barb)



Model	Application (Hose)	Mass (g)	Dimensions (mm)				
			Ls	A	H	øBs	øT
DCS-20PH	1/4"	168	117.9	30	40.5	5.0	9.0
DCS-30PH	3/8"	171	121.9	34	40.5	7.5	11.3
DCS-40PH	1/2"	193	123.9	36	40.5	7.5	15

Socket PNG type (For hose with hose guard nut connection)



Model	Application (Hose)	Mass (g)	Dimensions (mm)					
			Ls	A	H	øBs	Hs(WAF)	T(WAF)
DCS-65PNG	ø6.5 mm x ø10 mm	176	176.9	90	40.5	5.3	Hex.17	Hex.19
DCS-85PNG	ø8.5 mm x ø12.5 mm	185	176.9	90	40.5	7.5	Hex.19	Hex.22