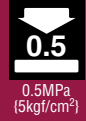


For Cooling Water

Flow Meter

Flow meter with special valve for mold cooling line

Working pressure



Applicable fluids



For even coolant flow and reproducing prescribed flow rate.

- Graduated scale enables visual check of coolant flow rate, so as not to vary cooling conditions by any operator.
- Built-in flow rate adjustment valve enables desired setting of mold conditions for each machine.
- Easy resumable previous molding conditions cuts lead time.
- T2 side is equipped with rotary function. Even after fixing the body on T1 side to the piping, additional screw tightening on T2 side is possible. (FM-03B)
- Maintenance is extremely simple.

Specifications

Body material	Body: Brass Graduated tube: Polycarbonate			
Size	Both ends Rc3/8 female thread			
Working pressure MPa (kgf/cm ²)	0.5 (5)			
Pressure resistance MPa (kgf/cm ²)	0.8 (8)			
Max. flow rate ℓ/min	18 ℓ/min (0 to 18 ℓ/min adjustable)			
Seal material	Seal material	Mark	Working temperature range	Remarks
Working temperature range	Nitrile rubber	NBR (SG)	+10°C~+60°C	Standard material

• Plastic float limits the water temperature to +10°C ~ +60°C range.

Max. Tightening Torque

N·m {kgf·cm}

Size	3/8"
Torque	12 (122)

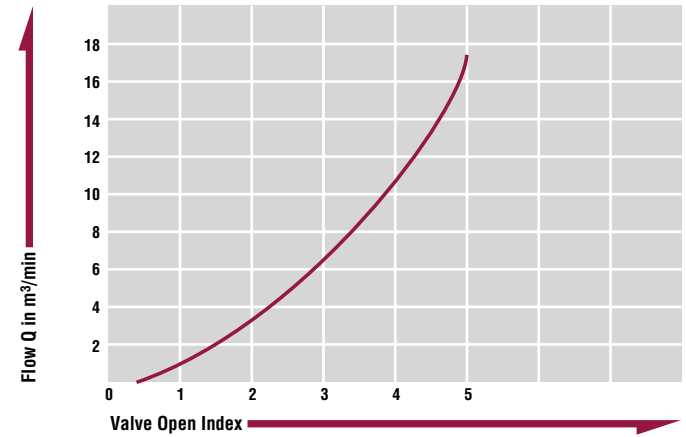
Flow Direction

Fluid must flow in the direction of the arrows.




Pressure - Flow Characteristics

[Test conditions] • Fluid : Air • Temperature : Room temperature • Inlet pressure : 0.3MPa (3kgf/cm²)



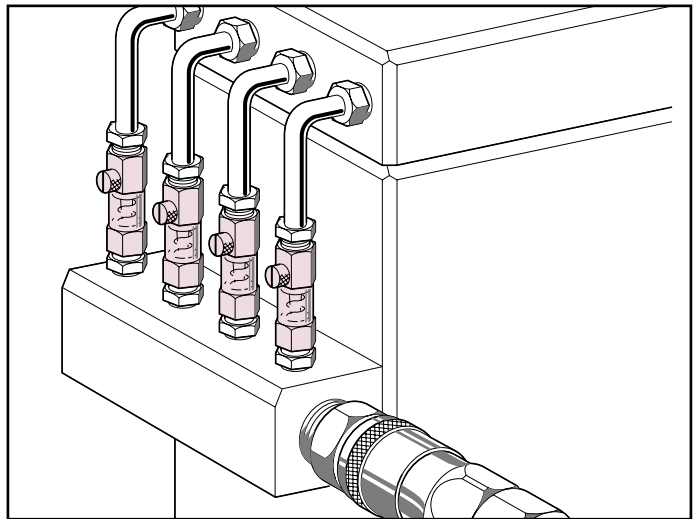
Models and Dimensions

WAF : WAF stands for width across flats.



Model	Mass (g)	Dimensions (mm)					
		L	D	H1(WAF)	H2(WAF)	T1	T2
FM-03A	158	80	33	Hex.23	Hex.23	Rc 3/8	Rc 3/8
FM-03B	190	89	33	Hex.23	Hex.26	Rc 3/8	Rc 3/8

Application example



Before use, please be sure to read "Safety Guide" described at the end of this book and "Instruction Sheet" that comes with the products.